

SMRT PRESIDENT'S MESSAGE



"The people you choose determine the future direction of the SMRT."

Pamela Vincent, MPA, R.T., (R)(M)(CT)(MR)

In this Issue

2 Editor's Letter

MEMBERSHIP NEWS

- 3 In Memory of Denise Echelard
- 5 Educational Seminars Report
- 6 Reminder to Vote

ANNUAL MEETING UPDATES

- 7 Annual Meeting Report
- 9 Educational Committee Report
- 10 Joint Forum Report

LOCAL, REGIONAL, GLOBAL NEWS

- 11 Regional Seminars
- Chapter Chat
- 12 Atlanta Regional
- 14 New England Regional

UPCOMING EVENTS

- 16 Calendar

message by telling you that we have lost one of our own. **Denise Echelard, R.T., (R) (MR)**, from Seattle, Washington, USA, long time member of the SMRT, passed away quietly at home on 13 October 2009. Denise was an enthusiastic member of the SMRT, and was an active advocate of MR education. Denise had a warm personality and a wonderful sense of humor, which she held on to, right until the end. Although I did not know her well, I did have the privilege of meeting Denise at our Seattle meeting several years ago. I remember her warm smile, her friendliness, and her commitment to the SMRT. Our thoughts and prayers are with her family and friends. She will be sadly missed by all who knew and loved her.

Election time is once again upon us. Ballots have been mailed to all of our members. We will be choosing our President-Elect, new Policy Board members and the recipient of the Crues-Kressel Award. Our Nominations committee has taken much time and consideration in recruiting quality candidates for the ballot. Each candidate has written a biography so that you can better get to know them and their background in MR. Please take the time to read the biographies, complete the ballot and return it by mail. Your vote is important and really does make a difference. The people you choose

determine the future direction of the SMRT. If you are not a voting member, and are eligible, I strongly encourage you to become one.

Our chapters have been very busy planning and conducting meetings. Education is a vital part of the mission of the SMRT. A Western SMRT Regional Educational meeting will be held in Los Angeles, California, USA on 13 February 2010. The President's Regional is planned for 13 March 2010. This will be hosted by the South Carolina chapter. I want to thank **Carol Lee**, **Cindy Hipps**, and the other chapter members for helping me to organize this event. The BeNeLux chapter is also planning a meeting for 27 March 2010 in Brussels, Belgium. All have excellent programs and speakers. These meetings afford the opportunity to obtain continuing education, as well as a chance to network with your colleagues. More information on these meetings can be found on the SMRT website.

Our 19th annual meeting is coming up in Stockholm, Sweden on 1-2 May 2010. Thank you to **Michael Macilquham** and the Program Committee for all their hard work in putting together an excellent arrangement of topics and speakers for us. Our abstract submission site is now open. The deadline for submission is 6 January 2010. Writing an abstract can be a very rewarding experience. It is a chance to share your work

with your colleagues, and others in our field. It can be a real learning experience for everyone. You never know the impact your abstract can have in helping another technologist or radiographer.

Personally, I have had the opportunity to write several abstracts over the years which have led to presentations. It always amazes me how much I still learn, myself, in the writing process. I love being able to share what I am doing in my position with others around the world. In the same way, I have always enjoyed seeing what others are doing.

Anyone can write an abstract. You don't have to work in a major research

facility, nor do you have to have years of MR experience. You'll find it gets easier each time you try. If you are not comfortable writing an abstract, help is available to you. **Maryanne Blaine** and the Education Committee have worked hard to produce a guide for writing an abstract which is available on the SMRT website. The Education Committee has also started a mentoring program, where you can be paired one-on-one with someone with writing experience. This person will work with you to get you successfully through the process. I hope you will take advantage of these new offerings. Wouldn't it be great to have a record number of abstracts at this

year's meeting? I look forward to seeing your abstract or poster submission in Stockholm.

I am proud to announce that the SMRT will soon have an additional chapter in the Midwest USA region. Our current President-Elect, **Julia Lowe**, is in the process of starting a new chapter in Indiana. If you live in this area and are interested, contact Julia for more information.

The holidays are soon approaching. This means a busy time for all of us. I wish all of you a very safe and happy holiday season. [S]



Editor's Letter

Julie Strandt-Peay, B.S.M., R.T., (R)(MR), FSMRT
Editor, Signals

"We pause a moment to reflect on the life of Denise Echelard"

Greetings,

Your SMRT continues to be productive

and energetic as you will see when you read the information within this issue.

We begin with the message from our President, **Pamela Vincent**, who shares her thoughts along with the many activities of the SMRT.

Then we pause a moment to reflect on the life of **Denise Echelard** and hear heartfelt words that will keep her in our memories. Our thoughts of comfort go out to her family, friends and co-workers, many of whom overlapped in their relationship with her. She will be deeply missed by the SMRT.

Anne Sawyer presents the 46th installment of the Educational Seminars home study program. She also announces a new opportunity for obtaining continuing education credit through the SMRT website.

Past-President, **Wendy Strugnell**, Chair of

the Nominations and Awards Committees reminds us to cast our vote. It is those members who take the time and make the effort of good choices that determine the success and direction of the SMRT for you.

The SMRT Annual Meeting is quickly approaching. Program Chair, **Michael Macilquham** has been diligently finalizing the plans. The schedule of events is published here for your review. **Maryann Blaine**, Education Committee Chair, explains the process of submitting an abstract to be considered at the meeting. Note the procedure and the deadlines if you will be submitting for 2010. A preview of Stockholm is colorfully described by her as well.

Rounding out the planning of Annual Meeting opportunities is ISMRM/SMRT Joint Forum Co-Chair, **Ben Kennedy**. He has compiled a vibrant panel of experts to discuss a controversial and important topic, "Safe Exposure Limits for Staff." We hope you are making plans to attend this exciting SMRT Annual Meeting.

SMRT Past-President, **Cindy Hipps** is our guest author for Chapter Chat this quarter as she invites us to save the date in 2010. The South Carolina Chapter has been one of the most active and productive organizations within the SMRT. **Carol Lee**, Regional Seminars Committee Chair, gives us an overview of the upcoming SMRT educational offerings. Another successful seminar was held in Atlanta as evidenced by the report and the great photographs. Thank you to **Carolyn Brown**, **Bobbie Burrow**, and **Donna O'Brien** for their efforts. **Maryann Blaine** contributes again as the New England Chapter Co-chair. The educational seminar in Boston provided pertinent material to 50 attendees.

You are continued to be reminded to check the SMRT website for up-to-date educational opportunities and information helpful to you in your daily practice of MR.

Happy Reading! [S]



Denise Echelard

In Memory of DENISE ECHELARD

Rich Meredith, husband of Denise, shares the obituary that she wrote for herself.

Editor's Note:

The life and passing of Denise Echelard has touched the lives of many. Some of those closest to her share their thoughts here.

On 13 October 2009, **Denise Echelard** passed away peacefully at home after successfully beating mad cow disease, only to be eaten by a polar bear.

Denise grew up in Montana and lived in the Southern United States for 10 years before moving to Seattle, Washington in 1988. She leaves a legacy of two decades helping advance MRI technology in the Seattle area through her dedication, commitment, and professionalism. Her favorite quote is by Denny Crane, "It was fun being me."

She is survived by her husband, Rich Meredith, her parents Bob and Pat Echelard, her brothers Tim & wife Geordie, Doug, Terry, Steve and wife Nancy, and many nieces, nephews, and friends.

Denise wishes to extend heartfelt gratitude to those that cared and supported her at the Seattle Cancer Care Alliance. She will be greatly missed.

Words of remembrance from Vern Terry, Friend and Co-worker of Denise

The Pacific Northwest and the SMRT lost a strong and courageous member of our MRI family. **Denise Echelard** passed on to the next phase of her journey, after a long and valiant battle with cancer. I am humbled and honored

to have been asked to write something about my friend and colleague of more than 20 years.

This woman started her radiology career in Texas, performing X-ray and traveled to the Northwest doing mobile CT and MRI. Denise worked in many hospitals and imaging centers in the Seattle area. I had the pleasure of being at the University of Washington Research Center with her for 8 years as my "day wife" (her words not mine). This brash silver haired woman from Montana was one of the more enjoyable and unique humans on our planet. She was a tireless worker who had a special compassion and skill with patients. She



Denise at work; always the professional

also had a way of expressing "loving appraisals" for the people of whom she wasn't that fond.

Denise was the driving force in the background for every SMRT educational event held in the Northwest. Her selfless contribution to our MR education here in our corner of the country will be sorely missed. She ended the last years of her imaging career at the Seattle Cancer

Care Alliance. For the people that didn't know Denise on a personal level this would be the logical destination for her to end her career.

After her diagnosis in October, 2007, Denise continued to work for another 11 months. Her compassion and strength seemed to grow for her patients even though her strength was failing. She pushed herself because she felt



Left to right: John McDaniel, Denise Echelard, and Vern Terry



Denise with Techs

such a bond with her fellow terminally ill patients. Her final professional accomplishment was arranging the Seattle SMRT Regional Seminar in September, 2008.

The graciousness and inner strength that she showed during her battle was truly remarkable. There are people who are placed in our world to show us how to achieve the best of ourselves; this woman was one of those few. I have received phone calls and e-mails from all parts of the country expressing the loss of this remarkable woman. Denise was an inspiration to many of us, showing people that they can enjoy a high quality of life even while dealing with cancer. She has left us far too soon, but she did it on her terms.


Words of remembrance from Bonnie Thursten, Friend and Co-worker of Denise

I worked with Denise at the Seattle Cancer Care Alliance, which was her last place of employment before her medical leave.

Denise had a great work ethic and dogged determination to stay productive in her field. She worked 11 months after her diagnosis and missed work only for appointments and hospitalizations. She arranged all her appointments so that she could start the day working

in the department, and then because she chose to receive treatment at her place of work, she could quickly run up for her clinic visits, and would at times come back to work later in the day. She rarely complained about the ordeal that she was going through. The whole situation presented the opportunity for Denise to provide hope and inspiration to patients she had scanned while undergoing cancer treatment herself, as she would often encounter patients she knew while she was receiving her own chemotherapy!

After her medical leave began, Denise continued to inspire me by defying her predicament and enjoying the time she had with family and friends. Her generosity to her family and friends was immense and will always be remembered.

The Editor thanks **Maureen Ainslie**, **John Posh**, and **Anne Marie Sawyer** for contributing their photographs for this article. 

"Denise was an inspiration to many of us, showing people that they can enjoy a high quality of life even while dealing with cancer. She has left us far too soon, but she did it on her terms."





SMRT Educational Seminars Home Study Update

Anne Marie Sawyer, B.S., R.T., (R)(MR)
Editor
SMRT Educational Seminars
Home Study Program

"It is important for the MR technologist or radiographer to understand the physics and principles behind opposed-phase gradient echo imaging."

SMRT Educational Seminars Volume 12 Number 4 *MR Imaging of the Liver*

We are pleased to present the SMRT Educational Seminars, Volume 12, Number 4: "MR Imaging of the Liver." This is the 46th accredited home study developed by the SMRT, exclusively for the SMRT members. The accreditation is conducted by the SMRT that acts as a RCEEM (Recognized Continuing Education Evaluation Mechanism) for the ARRT. Category A credits are assigned to each educational symposia, which can be used to maintain one's ARRT registry. For this issue, we have selected three articles concerning MR imaging of the liver: the first discusses the imaging patterns and pitfalls of the fatty liver; the second reviews the increased accuracy of staging hepatocellular carcinoma in patients with cirrhosis; the third provides a case report that describes gadolinium-enhanced MR imaging of a primary leiomyoma not often found in the liver.

In July of 2008, I participated as a co-director of an educational seminar "Practical Body MRI" conducted by the parent society of the SMRT, the ISMRM. The speakers were all extremely knowledgeable including **Nancy Talbot** and **Bill Faulkner**, who represented the SMRT. There was one whom I had not heard speak previously, who was especially dynamic and skilled: **Claude B. Sirlin, M.D.**, from the University of California at San Diego. I immediately went in search of articles written by Dr. Sirlin as I felt they would be most appropriate for the SMRT home studies. The first two articles in this issue are a result of that search. These peer-reviewed

articles list Dr. Sirlin as the most senior author indicating that he is the Principal Investigator under whose direction the study was conducted.

As stated by the authors of our first article, "Fat accumulation is one of the most common abnormalities of the liver depicted on cross-sectional images. Common patterns include diffuse fat accumulation, diffuse fat accumulation with focal sparing, and focal fat accumulation in an otherwise normal liver. Unusual patterns that may cause diagnostic confusion by mimicking neoplastic, inflammatory, or vascular conditions include multinodular and perivascular accumulation. All of these patterns involve the heterogeneous or nonuniform distribution of fat." This is an especially comprehensive review of this condition given the inclusion of ultrasound and CT imaging. It is important for the MR technologist or radiographer to understand the physics and principles behind opposed-phase gradient echo imaging. This proficiency ensures optimum utilization of the MR system and application of scan parameters to delineate the presence and extension of fat in the liver resulting in accurate detection and characterization.

According to the authors of our second article, "Liver transplantation can prolong the survival of patients with early-stage hepatocellular carcinoma (HCC). Since 1990, however, the number of patients awaiting liver transplantation has grown 15-fold, but the number of donors has increased only three-fold. Because of the large mismatch between supply and demand, the United Network for Organ Sharing (UNOS) requires that patients with HCC undergo preoperative disease staging to ensure that only optimal candidates are selected to undergo liver transplantation." As only patients with stage T2 liver disease are given priority over T1, T3 and T4, it is critical that the preoperative imaging be as accurate as possible. Combined with the limited accuracy of single-contrast MRI in the staging of HCC, other approaches are being considered as is outlined in the article by Hanna et al.

Our final article is a single case report reviewing a primary leiomyoma of the liver that is "quite rare as it is more often found in the genitourinary and gastrointestinal tracts." In this example, it is suggested that the "presence of liver-specific MR contrast agents may be misleading in the diagnosis of some lesions found in the liver, and could inappropriately be interpreted as malignant versus benign."

Many thanks to **Jane M. Francis, D.C.R. (R), D.N.M.** for acting as our Expert Reviewer for this home study issue and accompanying quiz that provides the continuing education credits.



Nominations and Award Committee Report

Wendy Strugnell, B.App.Sc.,(MIT)
Past-President
Chair, Nominating Committee

Make your vote count by ensuring your ballot is completed correctly and returned by mail to the ISMRM/SMRT Central Office postmarked no later than 1 December 2009.

The Nominating Committee was very fortunate this year to receive a large number of outstanding nominations for the offices of President Elect and Policy Board. The Short-listing of candidates has been completed and voting members should have received ballots in the mail. It is your responsibility as a member of

the SMRT to actively participate in the strategic direction of our society by voting on the future leadership. Biographies of all candidates are included with the ballot. Please read them and select the individuals you believe will best represent the SMRT as the premier and largest international society of MR technologists

and radiographers.

Make your choice, and then make your vote count by ensuring your ballot is completed correctly and returned by mail to the ISMRM/SMRT Central Office postmarked no later than 1 December 2009. [S]

SMRT Educational Seminars Home Study Update *continued from page 5*

Thanks also to **Paul McElvogue**, SMRT Publications Chair and in the Berkeley, California, USA office of the ISMRM/SMRT, **Jennifer Olson**, Associate Executive Director, **Mary Keydash**, Publications Director, and the staff for

their insight and long hours supporting these educational symposia.

We would especially like to thank **John Wilkie** and all of the people at Invivo Corporation who generously support our home studies program, the SMRT

Educational Seminars. Their continuing investment advancing technologist and radiographer knowledge brings quality continuing education to the SMRT membership worldwide. [S]

SMRT & Invivo Corporation present

"Webex Seminars"

Our first webex educational seminar was conducted on Friday, 9 October, 2009.

Additional dates are currently being planned and will be announced soon.

SMRT members access the slide presentation at the Invivo Corporation website:

<http://www.invivocorp.com/>

The audio is accessed through toll-free phone numbers that are posted at the Invivo Corporation website.

Questions are communicated from the participants during or at the end of the presentation.

Each 50-60 minute presentation will be accredited by the SMRT for 1.0 Category A credit.



19th SMRT Annual Meeting Update

“MR Imaging Now and Into the Future”

Michael Macilquham, B.App.Sc., M.H.Sc., (MRI), MSMRT
Chair, 2010 Program Committee

“The goal of the SMRT is to provide quality educational opportunities for MR technologists/radiographers, and to foster and maintain a high level of professionalism in the field.”

The Program and Education Committees would like to invite technologists from around the world to attend the 19th Annual Meeting of the Section for Magnetic Resonance Technologists. This meeting will be held on the 1st and 2nd of May 2010 in conjunction with the Joint Annual Meeting ISMRM-ESMRMB at the “Stockholmsmässan, Stockholm International Fairs,” Stockholm, Sweden. The goal of the SMRT is to provide quality educational opportunities for MR technologists/radiographers, and to foster and maintain a high level of professionalism in the field.

The feedback from previous meetings indicate that registrants highly regard the opportunity to present and hear proffered papers and poster presentations. We widely encourage technologists from around the world who are interested in sharing their work to submit abstracts for oral or poster presentation. The poster exhibition and walking tour will be a key event on the Friday evening prior to the weekend program. This is a great opportunity to meet other registrants, and to see the work of your peers in both the clinical and research environments. The structure of the meeting program allows for seven oral presentations. These presentations will be made by the authors of the top scoring abstracts, with the highest-scored overall abstract receiving the President’s Award. First, Second, and Third Place awards in both Clinical and Research-focused presentations will also be awarded. Authors of abstracts not selected for an award and subsequent oral presentation may also choose to submit an electronic poster for award consideration. Poster awards include First,

Second, and Third Place awards in both the Clinical and Research categories.

Abstracts with either a clinical or research focus will be accepted until 6 January 2010. Online abstract instructions and submissions will be available on the SMRT website: www.ismrm.org/smrt.

This year’s program offers a diverse range of forums including MR technology updates, advances in safety, high and ultra-high field imaging updates, abdominal, paediatric, musculoskeletal, and neuro-imaging, as well as a forum on emerging technologies such as non-neuro spectroscopy, MR elastography (MRE), and fetal imaging. There will also be an entire forum dedicated to Breast MRI – the SMRT “Breast MRI Masterclass.” For the first time this year, the program will also include a short session on “SMRT Meets Scandinavia,” providing the opportunity to hear how MRI is practiced locally by Scandinavian MR technologists and radiographers.

The SMRT Business Meeting will be held before lunch on Saturday, 1 May 2010. The Business Meeting is an open session for members to attend and learn what the SMRT is doing to further its mission and goals. Members choosing to attend will remain current regarding the activities of the SMRT over the previous year and the goals for the upcoming year. All members of the Policy Board and Executive Committees will be introduced. This is an important part of the meeting where you as a member get to voice your questions/opinions to the Policy Board and Executive Members. Your attendance and interaction at this meeting is invaluable to the SMRT in continuously improving our networking with our membership,

and allowing the SMRT to increase its ability to evolve further as a global resource of MR education. On Sunday afternoon awards will be presented to our members who have helped fulfill the SMRT’s commitment to excellence in MR education. Awards will also be presented to the authors of the most outstanding proffered papers and posters in the Clinical and Research-focused categories.

Finally, please be sure to attend the SMRT and ISMRM Joint Forum presentation which will be held at 14:00 on Monday, 3 May 2010. Your registration for the SMRT Annual Meeting allows you to attend this forum. This year the forum topic is titled “Safe Exposure Limits for Staff,” organized by Penny A. Gowland, Ph.D. and **Ben Kennedy, BAppSc. (MIT) MSMRT**. Presenters include **Donald McRobbie, Ph.D.**, **Freddy Stahlberg, Ph.D.**, and **Siga Greers, R.T.** The Joint Forum, by design, is a grand collaboration of energy and talent between the ISMRM and the SMRT, and continuously aims to promote the highest quality of education in the MR world.

The SMRT was established to provide superior educational opportunities for technologists/radiographers, as well as to provide a forum for members to collaborate with, and learn from each other. The 2010 Annual Meeting is dedicated to providing these opportunities. On behalf of the 2010 Program and Education Committees, we are pleased to invite you to join us in Sweden for an educational symposium all about “MR Imaging – Now and Into the Future.” 

SMRT 19th Annual Meeting Program Schedule: “MR Imaging Now and Into the Future”

The SMRT abstract deadline is 6 January 2010.

Stockholm sweden

SMRT Poster Walking Tour Reception: Friday, 30 April 2010, 6:00 pm

Time	Saturday, 1 May 2010
07:00	Registration
07:45	Welcome & Announcements Pamela S. Vincent, MPA, R.T.(R)(M)(CT)(MR) SMRT President 2009-2010 Michael D. Macilquham, B.App.Sc., MHSc (MRI) SMRT Program Chair 2010
	Forum 1: Physics and Technology Moderator: Sonja Kay Robb-Belville, MSRS, R.T., (R)(MR)
08:00	Physics Refresher Martin Graves, M.Sc.
9:00	From 3.0T to 7.0T A. Greg Sorensen, M.D.
9:30	High Field RF Coils & Techniques Stuart Crozier, Ph.D., D. Eng., FInstP
10:00	Break
	Forum 2: MR Safety Moderator: Ashok Saraswat, M.S., Bed., R.T., (R)(MR)
10:20	SAR: A Practical Guidance for MR Users Franz Hebrank, Ph.D.
10:50	Time Varying Magnetic Fields & Spatial Gradient Considerations Donald McRobbie, Ph.D.
11:20	SMRT Annual Business Meeting
12:00	Lunch
	Forum 3: Proffered Papers Moderator: Stephen Darty, R.T., (N)(MR)
12:45	President's Award Paper/ Proffered Papers SMRT Meets Scandinavia Titti Owman and Anne Dorte Blankholm, M.Sc., R.T., (MR)
	Forum 4: Technical Updates Moderator: J. Carol Lee, B.S., R.T., (R)(CT)(MR)
13:45	Whole Body Imaging Thomas Lauenstein, M.D.
14:15	Body Diffusion Weighted Imaging Dow Mu Koh, M.D.
14:45	Break
	Forum 5: Neuro Moderator: Colleen A. Hammond, R.T., (R)(MR)
15:00	Applications of DWI and PWI Meng Law, M.D., MBBS, FRACR
15:40	fMRI From Paradigm to Analysis Amanda Wood, Ph.D.
16:20	Artifacts in Spine MRI Joseph Castillo, B.Sc., M.Sc.
17:00	Announcements/Close

Time	Sunday, 2 May 2010
07:00	Registration
07:45	Welcome & Announcements Julia Lowe, B.S., R.T., (R) (MR) SMRT President 2010-2011 Michael D. Macilquham, B.App.Sc., MHSc (MRI) SMRT Program Chair 2010
	Forum 6: Breast MR Masterclass Moderator: Janice Fairhurst, B.S., R.T., (R)(MR)
08:00	Overview of Breast MRI Michael Knopp, M.D., Ph.D.
9:00	Techniques to Optimize Breast MR Chris Kokkinos, B.App.Sc., PgCert (MRI)
9:30	MR-Guided Breast Biopsy Techniques Laura Amodei, M.D.
10:00	Break
	Forum 7: Body MRI Moderator: Jane M. Francis, DCR, (R) DNM
10:20	Abdominal MR Artifacts Neil M. Rofsky, M.D.
11:00	Pediatric Congenital Cardiac Protocols Rod Jones, DCR, (R), M.Sc. (MRI)
11:40	Female Pelvic Imaging Laurian Rohoman, R.T., (R)(MR), ACR
12:20	Lunch
	Forum 8: Clinical MSK Imaging Moderator: Maryann Blaine, MAT, B.S., R.T.(R)(MR)
13:00	Proffered Papers
13:30	Musculoskeletal MR at 3.0T Garry Gold, M.D.
14:00	Cartilage Imaging Methods Hollis G. Potter, M.D.
14:30	SMRT Awards Presentation
14:45	Break
	Forum 9: Emerging Technologies Moderator: Muriel Cockburn, D.C.R., B.Sc.Hons
15:00	MR Elastography Richard L. Ehman, M.D.
15:40	Non-Neuro Spectroscopy Arend Heerschap, Ph.D.
16:20	Fetal MR Techniques Daniela Prayer, M.D.
17:00	Announcements/Adjourn



Education Committee Report

Maryann Blaine, R.T., (R)(MR)
Chair, Education Committee

"Call for Papers" 19th Annual Meeting, Stockholm Sweden

The Program and Education Committees invite abstract submissions to be presented at the SMRT 19th Annual Meeting "MR Imaging Now and Into the Future." Submissions will be accepted from practicing MR Technologists, Radiographers, or equivalent and the submissions must be their original work that has not been previously presented or published.

The 19th Annual Meeting of the Section for Magnetic Resonance Technologists is being held 1st and 2nd May 2010 in Stockholm, Sweden. We hope you are making plans to attend. The Chairs of the SMRT Program and Education Committees are pleased to announce the "Call for Papers" for our 19th Annual Meeting. The theme of our Annual Meeting is "MR Imaging Now and Into the Future" and we hope that you will consider sharing your work which will lead us to the future with your fellow professionals in the form of an oral or poster presentation. These Preferred Papers and Poster Presentations continue to be an integral component of the SMRT Annual Meeting in its commitment to promoting the dissemination of information regarding current and emerging technological advances. The Meeting actually begins on Friday evening with a Poster Walking Tour and Reception, which provides an excellent opportunity for networking in a relaxed atmosphere while viewing the work of your fellow MR Professionals. The poster authors will be available to discuss their work and answer questions. The awards for the outstanding Papers and Posters

will be presented on Sunday, 2 May 2010.

Scandinavia is one of the most interesting areas of Europe. The city of Stockholm is Scandinavia's largest city and built on 14 islands that are connected by 57 bridges. The city takes its unique character from a blend of 13th-century Old Town with high-tech modern architecture. Stockholm, Sweden is the home of the Nobel Prize. Stockholm has many unique museums as well as a wonderful selection of art galleries. Swedish design is characterized by lightness of form, clean lines and functionality which is significant for companies like H&M, Orrefors, Kosta Boda and IKEA. Sweden is also famous for music export represented by celebrities such as Roxette, Cardigans, Robyn and ABBA. Stockholm offers a wide variety of international restaurants and many different cultural events every day. Let Sweden welcome you by the words: Välkommen till Sverige!

2010 Abstract Submission Process

Abstracts submitted for presentation in both oral and poster sessions are currently called for from MR technologists, radiographers, or individuals with equivalent qualifications for the 19th Annual Meeting. **The deadline for submission is 6 January 2010 and all abstracts must be submitted electronically via the ISMRM/SMRT website: www.ismr.org/smr/10/sguide.htm.** Detailed instructions are posted on the website and abstracts must be submitted accordingly. Topics may focus on either Research or Clinical Practice and the seven (7) top scoring abstracts submitted

for Oral Presentation will be selected to receive a Proffered Paper Award and will be presented during the Annual Meeting. All other accepted abstracts will be invited to present their work as a poster. Any poster author wishing to have their poster reviewed for an award must submit an electronic poster by 22 February 2010 in accordance with the instructions posted for electronic poster submission. There are examples of electronic posters on the website for your reference. Selected posters will be presented orally during the SMRT Poster Walking Tour and Reception on Friday evening, 30 April 2010. In addition, the posters will be displayed in the open foyer area where attendees may view them during the sessions as well.

2010 Abstract Submission Guidelines

As mentioned, abstracts may have either a Research or Clinical Practice focus. Abstracts with a Research focus should state the purpose of the research, outline the research methods used, summarize the results, and discuss the conclusions reached. Abstracts focusing on Clinical Practice should include information on the background/purpose of the work, the teaching point, and a summary of findings. All abstracts will be reviewed and scored by members of the Education Committee. When completing the request for address information on the abstract submission form, please list the name of the selected presenter, as well as his/her degree(s), preferred mailing address, e-mail address, and telephone/fax numbers. The SMRT Abstract Submission Form must be completed in its entirety

for consideration. Accepted abstracts will be published in the SMRT Annual Meeting CD ROM Syllabus. Please note: Written requests for withdrawal of abstract submissions must be received by 12 February 2010 at the ISMRM/SMRT Central Office, 2030 Addison Street, Suite 700, Berkeley, CA, 94704, USA.

Presentation Information

The authors of the abstracts accepted for poster presentations are required to attend the SMRT Reception and Poster Walking Tour on Friday evening, 18:00, 30 April 2010. The authors of award

winning abstracts are required to present their paper at the scheduled day and time. All presenters will receive detailed instructions and information regarding their presentations with the acceptance letter.

Awards

The President's Award: This award was established to honor the most outstanding abstract submitted for the SMRT Annual Meeting. The recipient must present the work as an oral presentation during the Meeting and will receive an educational stipend at the SMRT 19th

Annual Meeting. Additional awards will be presented to the next highest scoring abstracts. These awards are 1st, 2nd, and 3rd place awards in each of the following categories respectively: Oral Presentation Research Focus, Oral Presentation Clinical Practice Focus, Poster Presentation Research Focus, and Poster Presentation Clinical Practice Focus. All award recipients are required to attend the SMRT Awards Presentation on Sunday at 14:00, 2 May 2010. [S]



SMRT/ISMRM Joint Forum Invitation

Ben Kennedy, B.App.Sc. (MIT) MSMRT
Co-Chair, Joint Forum Committee

"Given the differences in international opinion in this area, this Joint Forum promises to be a hot topic"

We would like to invite all SMRT members to attend the ISMRM/SMRT Joint Forum on "Safe Exposure Limits for Staff." This forum will be held on Monday, 3 May 2010 at 14:00 hours, following the weekend SMRT 19th Annual Meeting in Stockholm, Sweden. Your registration for the SMRT Annual Meeting allows you to attend this ISMRM/SMRT Joint Forum presentation. The forum, by design, is a collaboration of knowledge and talent between the

ISMRM and the SMRT. This relationship continuously promotes the highest quality of education in the MR field.

This year the ISMRM/SMRT Joint Forum is organized by **Ben Kennedy, B.App.Sc. (MIT) MSMRT** (SMRT Executive Member) and **Dr. Penny Gowland, Ph.D.** (ISMRM). **Dr. Donald McRobbie, Ph.D.** will present his latest literature in "Staff exposure to MRI." This will be followed by **Dr. Paul Glover** who will discuss "Interactions with the Body." **Sija Greers, R.T.** will present

"Current and Future Ramifications in the MR Workplace." **Professor Freddy Stahlberg, Ph.D.** will conclude with the current "EU Directive." Following the presentations there will be an open forum discussion. Given the differences in international opinion in this area, this joint forum promises to be a hot topic which will open the diversity in perception and interpretation of current and future MR work place practice. [S]



19th Annual Meeting



1-2 May
2010

MR Imaging Now and Into the Future

Abstract deadline: 6 January 2009



Chapter Chat

Cindy Hipps, B.H.S., R.T., (R)(MR), FSMRT

The South Carolina Chapter would like to invite everyone to attend the SMRT President's Regional to be held on 13 March 2010 at the

Greenville Hospital Systems' Patewood campus in Greenville, South Carolina, USA. The meeting affords a star line-up with confirmations for the following:

Michael Moseley, Ph.D.

MRI into the Next Decade

Anne Sawyer, B.S., R.T., (R)(MR)

Why Accidents Happen in MR- A New Twist on MR Safety

Carolyn K. Roth, R.T.(R)(MR)(CT)(M)(CV) FSMRT

Tip and Tricks for Optimizing Protocols

Lisa Wall, R.T.(R)(MR)

Eovist – Protocol Design and Case Studies

Paul McElvogue, R.T., (R)(MR)

Advanced MR Spine Imaging

Jeffrey Wienke, M.D.

MR Arthrography of the Shoulder and Hip

Laura Amodei, M.D.

Advanced MR Imaging of the Breast

Dave W. Jordan, Ph.D., DABR

A New Flair on Accreditation and Quality

So please **SAVE THE DATE** of 13 March 2010 on your calendar and look for more details to come very soon.

SAVE THE DATE!

13 February 2010

Western Regional

University of California

Los Angeles Medical Center

Los Angeles, California, USA

13 March 2010

President's Regional Educational Seminar

Greenville Hospital System

Patewood Medical Office Building Greenville, South Carolina, USA

27 March 2010

SMRT BeNeLux 3rd Regional MR Symposium

UZ Brussel, Brussels, Belgium



Carol Lee, B.S., R.T., R (CT)(MR)
Chair, Regional Seminars Committee

I hope you were able to attend one of the wonderful SMRT regional educational seminars in the last few months. If not, we would love for you to attend a regional in 2010. The first planned regional seminar for 2010 will be held in Southern California, where the weather tends to be sunny at all times. Be sure to mark your calendar for 13 February 2010. This event is sure to be a great educational seminar in the city of Los Angeles, California, USA.

The President's Regional will be in Greenville, South Carolina, USA, my hometown. This combination Chapter Meeting and Regional Seminar will be


held on 13 March 2010. See Chapter Chat in this issue of Signals for the tentative program.

The 3rd Annual SMRT BeNeLux Symposium will be held at UZ Brussel, Brussels, Belgium, on 27 March 2010. This seminar has attendees and speakers from several European countries and continues to grow in size.

All three regional seminars will be great educational opportunities to obtain the most current information about MR. Refer to the SMRT website <http://www.ismrm.org/smart> for seminar programs and more information on upcoming regional seminars.

All three regional seminars will be great educational opportunities to obtain the most current information about MR

If you have the time, read over the regional packet on the SMRT website and you will see why many volunteer hours are required to host a regional. I want to thank the fantastic speakers, co-chairs and the home office for their time and efforts to make these great seminars possible.

Please support these educational opportunities by attending and by passing along this information to your colleagues. We all know word of mouth is the best advertisement so please share the wonderful SMRT benefits to other MR technologists. 

Regional Seminars

Report on the SMRT Atlanta Regional Seminar



Bobbie Burrow, R.T., (R)(MR)(CT), FSMRT Co-Chair

The SMRT Atlanta Local Chapter held its 13th Annual Seminar on 26 September 2009, at

St. Joseph's Hospital, Atlanta, Georgia, USA. Despite a major flood in the area the week before and speakers needing to change the scheduled time of the lectures, the meeting was a success. There were 55 attendees who came from all areas of the southeast United States. Meeting organizers, **Donna O'Brien, R.T.,(R)(MR)(CT)**, **Bobbie Burrow, R.T.,(R)(MR)(CT)**, and **Carolyn Brown, R.T.,(R)(MR)** were glad to see the turnout, despite the current economic status. The local vendors are the reason the meeting is possible and their support is greatly appreciated.

The morning started with breakfast where the attendees had the opportunity to speak with all the vendors. The vendors were also available at breaks and lunch to answer questions and demonstrate their products.

The first speaker of the day was **Hiroumi Kitajima, Ph.D.**, who gave the audience an overview of the many changes in ACR accreditation for MR. Hiroumi is one of

the physicists at Emory University in Atlanta, and his expertise was appreciated. The next speaker, **Ron Skorstad, R.T.,(R)(MR)**, is a technologist from Grand Rapids, Michigan, USA. He shared his knowledge about why and when cardiac imaging is performed.

The next invited speaker was **Dick Prorok, R.T.,(R)**, from GE Healthcare, who gave an overview of the new trends in MRI. He is a sales specialist for GE but started



John Wilke of Invivo spoke about coil technology

his career as a technologist many years ago. Following Dick, we had **John Wilkie** from Invivo, who spoke about coil technology. John Wilkie has always been an



Ron Skorstad shared his cardiac MR imaging experience

avid supporter of the SMRT as well as quality education for MR technologists. Invivo has generously provided financial support for the SMRT Educational

Seminars Home Studies program the past several years.

The lunch break is always a good time to find out what is new in the MRI community. The vendors brought coils, monitors and examples of what is available.

We had a new vendor this year, Butler Cleaning, who generously gave away free magnet cleanings to two lucky attendees as well as a new cleaning wand and cleaner.

After lunch, **Dr. Richard Semelka** from UNC Chapel Hill, North Carolina, USA, gave two lectures on body imaging. In his first lecture he discussed the strengths and challenges of imaging the liver at 3 tesla. He followed with another lecture on focal liver lesions, giving technical tips on imaging the liver and shared his protocols.

After the last break, **Charles Stanley, CRA, R.T.,(R)(CT)(MR)**, Co-Chair of the SMRT External Relations Committee from the University of Virginia at Charlottesville, Virginia, USA, gave excellent examples of the different styles of communication using the audience to demonstrate. The



Dr. Kitajima brought the audience up to date on ACR accreditation



Left to Right Donna O'Brien, Carolyn Brown and Bobbie Burrow




SMRT Past-President Cindy Hipps with speaker Charles Stanley



The attendees enjoyed lunch together and had the opportunity to speak to all the vendors.

last speaker of the day was **Dr. Leena Mammen**, she did a great job sharing her expertise on female pelvis imaging. Dr. Mammen is also from Grand Rapids, Michigan, USA.

The audience enjoyed door prizes all during the meeting which has always been a hit. The

meeting was a great success and everyone enjoyed seeing old friends and making new friends. Donna, Bobbie and Carolyn look forward to this time every year to host their Fall Seminar. Thank you to all the speakers, attendees and donors for the continued support! 



Left to right: Wendy Callahan, Leena Mammen, Carol Lee, and Cindy Hipps

The support and information from the vendors is appreciated.



Jill Duncan and Gary Washington from Athens Orthopedic in Athens, Georgia, USA, won a new MR scanner cleaning wand



Bayer Representative, Suzanne Barnett




Butler Cleaning Representative, Mark Hart



Medrad Representative, John Higgins



Left to right: Mark Hart, Bobbie Burrow, Chris Butler, and Donna O'Brien



Sentinelle Medical Representative, Jason McKinley



Maryann Blaine, R.T.(R)(MR),
New England Chapter Co-Chair

New England Regional Educational Seminar

"The New England Chapter is grateful to all those who attended this seminar and to our speakers for sharing their knowledge and expertise."

The SMRT New England Regional Educational Seminar was held on Saturday, 17 October 2009, at Massachusetts College of Pharmacy and Health Sciences in Boston, Massachusetts, USA. The SMRT New England Local Chapter hosted this meeting which was well-received by the 50 attendees.

After a continental breakfast, sponsored by ConforMIS, Inc., the meeting began at 8:00 with **Dr. Dave Jordan** from West Physics Consulting providing some insight into the "new or changes" within the ACR MRI requirements. Dr. Jordan provided an overview of parameters, calibration, and some helpful hints for successful accreditation.



Dr. Patel spoke about sports injuries

The next speaker was **Dr. Ketan Patel** from Shields Health Care Group. Dr. Patel described many common sports injuries and musculoskeletal pathologies and helped

the attendees understand why the appropriate protocol selection is so important for the proper diagnosis.

Dr. Bob Mulkern from The Children's Hospital Boston, Massachusetts, USA, provided some new insight into MR physics,



Dr. Mulkern shared his knowledge of MR physics

an issue that is ever present in our daily practice. The group was able to renew their energy with a break and coffee provided by Butler MRI Cleaning.



Dr. Laken covered the use of fMRI

Steven Laken, Ph.D., from CEPHOS Corporation, enlightened the attendees with the many uses of fMRI.

Dr. Laken covered the spectrum of clinical uses of fMRI, as well as some interesting legal applications.

The final pre-lunch presentation was given by **Carolyn Bonaceto** from ConforMIS, Inc.

Carolyn shared information she deals with on a daily basis in her daily work with ConforMIS: FDA MRI Labeling. This is a topic that we all relate to and are constantly frustrated by. Carolyn provided some detailed explanations of the reasoning behind it all, and left us with one message, insist on your magnet manufacturer to provide a diagram of the magnetic field strengths surrounding your magnet! Carolyn stated that this is the only way you as a technologist will be able to make the appropriate safety decisions based on labels.

Still pondering the information from this long morning, the group headed for lunch.

During lunch, the attendees not only enjoyed a view of Boston, but also had

the opportunity to win some prizes provided by **Frank Sherlock** and Butler Cleaning.

The first of two speakers after lunch was **Dr. Alexander Lin** from the Brigham and Women's Hospital, Hospital, Boston, Massachusetts, USA. Dr. Lin provided an insightful approach to understanding MR spectroscopy from a technologist's perspective. Dr. Lin had a way of making MRS exciting, interesting, and practical. The final speaker of the day was **Dr. Hale Ersoy** from the Brigham and Women's Hospital. Dr. Ersoy reviewed some vascular MR basics and provided a detailed comparison of non-contrast and contrast enhanced vascular MRI. This was particularly interesting since we are all facing the dilemma of imaging our patients who may be at risk for developing NSF.

The New England Chapter is grateful to all those who attended this seminar and to our speakers for sharing their knowledge and expertise. We also want to extend a special thank you to our vendors for their support of our meeting. We are looking forward to our next meeting in February 2010. [S]



SMRT Past-President Carolyn Bonaceto at the podium



The lunch time venue afforded a view of Boston



SMRT Secretary, Vera Miller displays a door prize



The Section for Magnetic Resonance Technologists (SMRT) provides a forum for education, information, and research; and strives to establish and maintain a high level of professionalism to the field of magnetic resonance.

The primary objective of the SMRT is to advance the education and training for MRI/S technologists worldwide. As an organization, we are committed to promoting the communication and dissemination of information regarding current and emerging technological advances to our members.

With the support of the International Society for Magnetic Resonance in Medicine (ISMRM), the SMRT strives to provide quality educational opportunities and form liaisons with both private and governmental agencies, as well as other organizations and institutions that share common goals.

SIGNALS NEWSLETTER COMMITTEE:

Julie Strandt-Peay, B.S.M., R.T., (R)(MR), Editor
Maryann Blaine, BS, R.T.(R)(MR)
Joseph Castillo, MAT, B.Sc., (Hons)M.Sc.(MRI)
Ben Kennedy, B.App.Sc. (MIT)MMRT
J. Carol Lee, B.S., R.T.(R)(CT)(MR)
Michael D. Macilquham B.App.Sc., MHSc (MRI)
Ashok Saraswat, M.S., Bed, R.T.(R)(MR)
Anne Marie Sawyer, B.S., R.T., (R)(MR),
Educational Seminars Editor
Frank Shellock, Ph.D.
Pamela Vincent, MPA, R.T.(R)(M)(CT)(MR)

PUBLICATIONS COMMITTEE:

Paul McElvogue, R.T., (MR), Chair
Carolyn A. Bonaceto, B.S., R.T.(R)(MR)
Cindy R. Comeau, B.S., R.T.(N)(MR)
Ellen Condon, R.T.
Cindy T. Hipps, B.H.S., R.T.(R)(MR) FSMRT
Bobbi Lewis, BA, ARMRIT
Julia Lowe, B.S., R.T., (R)(MR)
Anne Marie Sawyer, B.S., R.T.(R)(MR)
Mark Spooner, BPS,R.T.(R)(MR)(CT)
Julie Strandt-Peay, B.S.M., R.T.(R)(MR)
Wendy Strugnell, BAppSc(MIT)
Pamela S. Vincent, M.P.A., R.T.(R)(M)(CT)(MR)

ELECTRONIC SUBMISSIONS COMMITTEE:

Julia Lowe, B.S., R.T.,(R)(MR), Chair
Maryann Blaine, BS, R.T.(R)(MR)
Joseph Castillo, B.Sc., (Hons)M.Sc.(MRI)
Muriel Cockburn, D.C.R., B.Sc.Hons.
Stephen Darty, R.T.(N)(MR)
Filip DeRidder, R.N.
Janice Fairhurst, B.S., R.T.(R)(MR)
Jane M. Francis, DCR(R),DNM
Colleen A. Hammond, R.T.(R)(MR)
Ben Kennedy, B.App.Sc.,(MIT)MMRT
J. Carol Lee, B.S., R.T.(R)(CT)(MR)
Michael D. Macilquham B.App.Sc., MHSc (MRI)
Paul McElvogue, R.T.(R)(MR)
Titti Owman
Sonja Kay Robb-Belville, MSRS, RT(R)(MR)
Ashok Saraswat, M.S., Bed, R.T.(R)(MR)
Heidi Berns, MS,RT(R)(MR) (ex officio)
Anne M. Sawyer, BS, RT(R)(MR) (ex officio)
Julie Strandt-Peay, BSM,RT(R)(MR) (ex officio)

OFFICERS:

President:

Pamela S. Vincent, MPA, R.T.(R)(M)(CT)(MR)

President-Elect:

Julia Lowe, B.S., R.T.,(R)(MR)

Past-President:

Wendy Strugnell, BAppSc(MIT)

Secretary:

Vera K. Miller, B.S., R.T., (R)(MR)

Treasurer:

Steven P. Shannon, R.T., (R)(MR)

ISMRM Executive Director: Roberta A. Kravitz

ISMRM Associate Executive Director: Jennifer Olson

ISMRM Publications Director: Mary Keydash

© 2009 by International Society for

Magnetic Resonance in Medicine

Phone: +1 510 841 1899

Fax: +1 510 841 2340

E-mail: smrt@ismrm.org

SMRT Web Page: <http://www.ismrm.org/smrt>

UPCOMING CALENDAR OF EVENTS

VISIT [HTTP://ISM RM.ORG/SMRT](http://ismrm.org/smrt) FOR CURRENT CALENDAR AND ACTIVITIES

SAVE THE DATES!

2010: 13
FEBRUARY

WESTERN REGIONAL

University of California Los Angeles Medical Center, Los Angeles, California, USA

2010: 13
MARCH

PRESIDENT'S REGIONAL EDUCATIONAL SEMINAR

Greenville Hospital System, Patewood Medical Office Building, Greenville, South Carolina, USA

2010: 27
MARCH

BENELUX 3RD REGIONAL MR SYMPOSIUM

UZ Brussel, Brussels, Belgium



Premier Accredited Scientific Workshops

Premier CME Accredited Case-Based Educational Programs

Category A CE Accredited Workshops

Please visit www.ismrm.org for program additions and updates

2010: 20-21
FEBRUARY

WEEKEND CASE-BASED CLINICAL MRI EDUCATION PROGRAM

Miami, Florida, USA

2010: 24-28
FEBRUARY

WORKSHOP ON MOTION CORRECTION IN MR: CURRENT CONCEPTS OF MOTION CORRECTION FOR MRI & MRS

Kitzbühel, Tyrol, Austria

2010: 25-27
JUNE

ADVANCED BODY MRI COURSE

Omaha, Nebraska, USA

2010: 15-17
OCTOBER

WORKSHOP ON MR SAFETY: RF HEATING OF THE HUMAN IN MRI

Stillwater, Minnesota, USA



<http://www.ismrm.org/smrt>

stockholm

sweden

Clinical Needs & Technological Solutions



SMRT 19th Annual Meeting

"MR Imaging Now and Into the Future"

SMRT Abstract Deadline: 6 January 2010